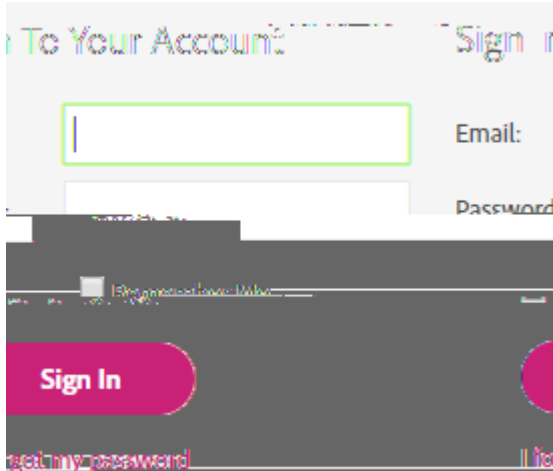
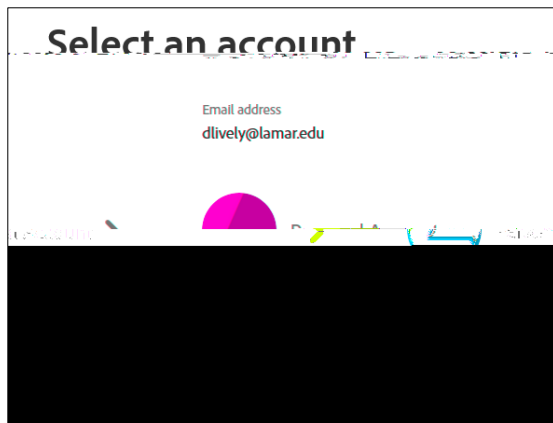


LOGIN TO AdobeSign

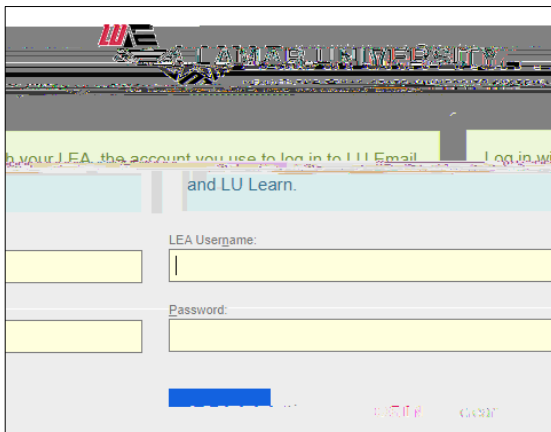
1. Go to "<https://secure.echosign.com/public/login>"
2. Enter your Lamar email address LEA@lamar.edu (ex. jdoe@lamar.edu)
 - o Do not use firstname.lastname@lamar.edu



3. Press the **tab** key to be redirected to the select an Account page



4. Select "Company or School Account"
5. Enter LEA credentials then click "Login"



UPDATE YOUR AdobeSign PROFILE (optional)

6. Click your name in the top right corner then click “My Profile” to update your profile. Click “Edit Profile” to make changes to your profile.